

## BAGHOUSE DUST COLLECTOR DC50



- **Warranty**
- **Safety**
- **Operation**
- **Service Parts**
- **Accessory Information**
- **Registration Form**



# INSTRUCTION MANUAL

**TABLE OF CONTENTS**

	<b>Page</b>
NOTICE TO PURCHASERS AND USERS OF OUR PRODUCTS AND THIS INFORMATIONAL MATERIAL .....	3
SAFETY AND WARNING.....	3
GENERAL SAFETY RULES - PERSONALSAFETY - UNIT USE AND.....	4
INTRODUCTION - INSTALLATION .....	4
PERSONAL SAFETY.....	4
UNIT USE AND CARE.....	4
INSTALLATION.....	4
MAINTENANCE .....	5
SCHEMATIC OF INTERIOR .....	5
BAGHOUSE DUST COLLECTOR DC50 - GENERAL PARTS LIST .....	6
MAINTENANCE DUST COLLECTOR .....	7
ISTBLAST LIMITED WARRANTY .....	8
ISTBLAST WARRANTY REGISTRATION.....	9
OUR MAP LOCATION .....	10
INFORMATION / TECHNICAL ASSISTANCE.....	11
ABOUT THE COMPANY .....	12

## **NOTICE TO PURCHASERS AND USERS OF OUR PRODUCTS AND THIS INFORMATIONAL MATERIAL**

The products described in this material, and the information relating to those products, is intended for knowledgeable, experienced users of abrasive blasting equipment.

No representation is intended or made as to the suitability of the products described herein for any particular purpose of application. No representations are intended or made as to the efficiency, production rate, or the useful life of the products described herein. Any estimate regarding production rates or production finishes are the responsibility of the user and must be derived solely from the user's experience and expertise, and must not be based on information in this material.

The products described in this material may be combined by the user in a variety of ways for purposes determined solely by the user. No representations are intended or made as to the suitability or engineering balance of the combination of products determined by the user in his selection, nor as to the compliance with regulations or standard practice of such combinations of components or products.

It is the responsibility of the knowledgeable, experienced users of the products mentioned in this material to familiarize themselves with the appropriate laws, regulations and safe practices that apply to these products, equipment that is connected to these products and materials that may be used with these products.

It is the responsibility of the user to insure that proper training of operators has been performed and a safe work environment is provided.

Our company is proud to provide a variety of products to the abrasive blasting industry, and we have confidence that the professionals in our industry will utilize their knowledge and expertise in the safe efficient use of these products.

### **ENVIRONMENTAL CONDITIONS FOR WHICH THE EQUIPMENT IS DESIGNED**

- Indoor location
- Altitude 2 000 m max.
- Ambient temperature: 40°C max.
- Relative humidity: 80 %
- Main supply voltage fluctuation +/-10 %

### **SAFETY AND WARNING**

#### **GENERAL SAFETY**

1. Carefully inspect the shipping carton for any signs of transport damage. The damage to the carton often indicates possibility of transport damage to the equipment inside.
2. Carefully remove your ISTblast SANDBLASTING CABINET from the shipping carton and skid.
3. Check your equipment immediately to ensure that it is free of transport damage. Report any transport damage to the carrier without delay for possible claim procedures. ISTblast is not responsible for damage to equipment after it leaves our warehouse.
4. Check the equipment received and compare it with the parts you have received. If any parts are missing, contact the supplier you purchased the equipment from.

**Before operating the ISTblast SANDBLASTING CABINET, read this Instruction Manual completely. All ISTblast products are engineered and manufactured to the highest performance standards and have been subjected to detail testing before shipment from the factory.**

## GENERAL SAFETY RULES - PERSONAL SAFETY - UNIT USE AND

- **KEEP WORK AREA CLEAN.**
- **KEEP CHILDREN AWAY.** Do not let visitors come in contact with the equipment. All visitors should be kept away from the work area.

### PERSONAL SAFETY

- **GUARD AGAINST ELECTRIC SHOCK.** Non-skid footwear is recommended where damp or wet ground may be encountered. A ground fault circuit interrupter protected power line must be used for these conditions.
- **DRESS PROPERLY.** Do not wear loose clothing or jewelry. They can be caught in the moving parts. Wear protective hair covering to contain long hair.
- **USE SAFETY EQUIPMENT. WEAR SAFETY GOGGLES** or glasses with side shields.
- **WEAR A DUST PROOF MASK.**
- **STAY ALERT. USE YOUR COMMON SENSE.** Concentrate on what you are doing. Do not operate the unit when you are tired or under the influence of drugs.
- **DO NOT OVERREACH.** Keep proper footing and balance at all times.
- **BEFORE CONNECTING THE UNIT** be sure the power is the same as that specified on the nameplate of the Sand Blasting Cabinet. With power greater than that specified on the Nameplate can seriously injure the user – as well as damage the Unit.

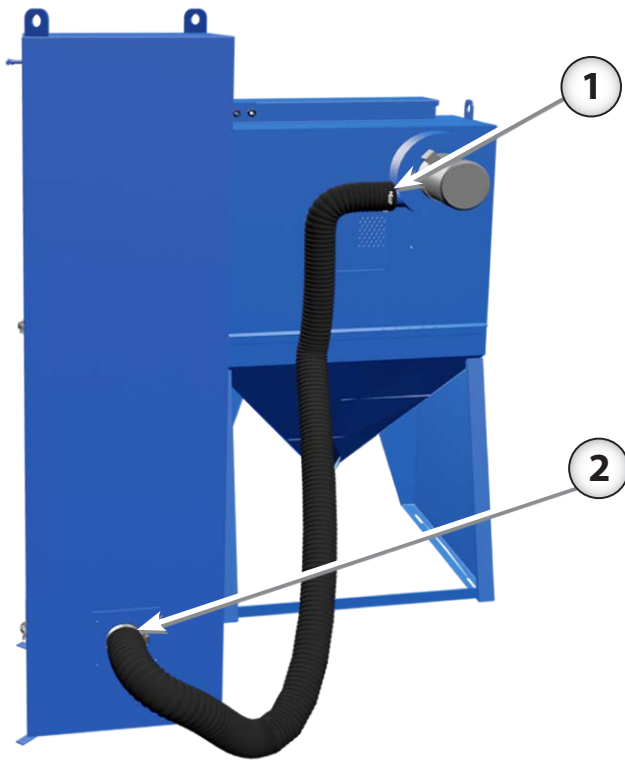
### UNIT USE AND CARE

- **DO NOT FORCE THE UNIT.** It will perform better and safer at the rate for which it was designed.
- **THE USE OF ANY OTHER ACCESSORIES** not specified in this manual may create a hazard.
- **CLOSE THE MAIN BREAKER SWITCH BEFORE SERVICING** or when not in use.
- **DO NOT ALTER OR MISUSE THE UNIT.** These units are precision built. Any alteration or modification not specified is misuse and may result in a dangerous situation.  
Only trained repairmen should attempt (●) ALL REPAIRS, electrical or mechanical. Contact the nearest ISTblast a repair service facility. Use only ISTblast replacement parts; any other parts may create a hazard.

## INTRODUCTION - INSTALLATION

Welcome to the ISTblast family of sandblasting products. This booklet contains helpful information and acquaints you with the operation and maintenance of your equipment. Please read carefully and follow our recommendations to assure trouble free operation. If you have any questions, please do not hesitate to contact your distributor or our technical service.

## INSTALLATION



1. The dust collector should be located on a leveled area near the back of the cabinet, while respecting the laws and regulations in your area. Allow access to components such as the pressure gauge, door and hatch, the barrel, the cartridges and cleaning system.
2. For this dust collector DC model, no electrical connection is required.
3. Make sure the equipment is leveled, installed on a solid surface, and well grounded. Do not place on a wooden floor or a rubber mat, unless a ground wire has been installed.
3. Connect one end of the tubular transport of abrasive at the exit of recycler or impeller ① and the other end at the entrance at the bottom of the scrubber ②. Secure each end of the hose with clamps included with the hose.
4. In case of grounding, the wire is removed on the first 2 or 3 inches. Be careful not to damage the hose. The wire helps dissipate static electricity inside the hose. For the static is dissipated, each segment must be in contact with the metal of which must have a firm grounding installed.

5. For the first two weeks of use, you should not shake the dust collector's bags, it is very important to not shake the bags to let them clog with a layer of dust. This will allow the dust to create a thin layer on the inside of the bag, increasing the filtering efficiency. It also explains why new bags may leak for the first hours of use.

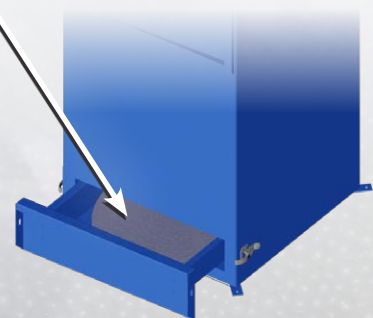
### 6. **Bags cleaning:**

Shake the bags manually with the handle on the side of the equipment

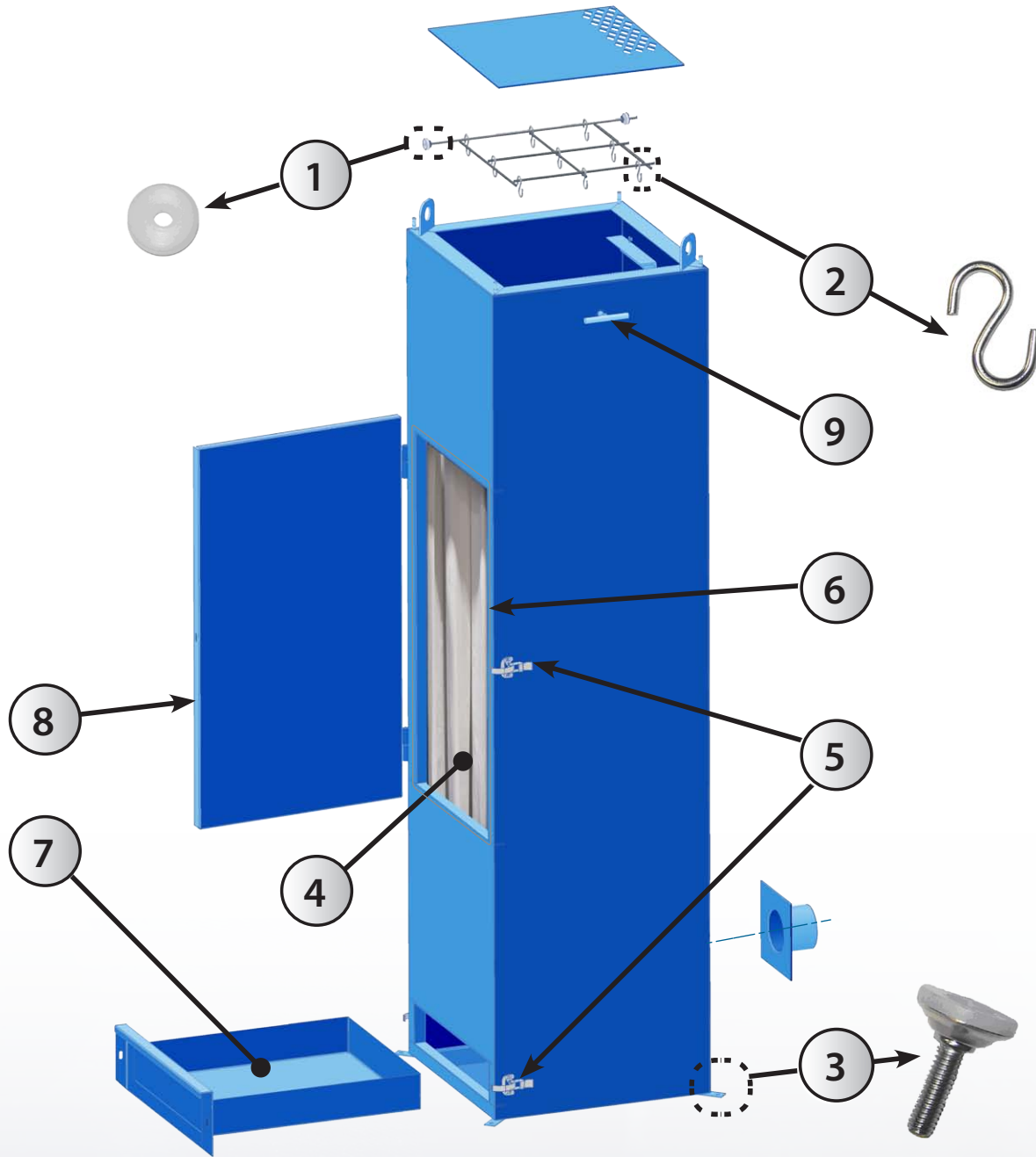


7. Remove dust from the drawer of the dust collector on a regular basis.

8. Never wash dust bags. If you have to clean them, use compressed air only, **blowing from the outside to the inside** of the bag (the opposite would clog the bag's pores and make it unusable). Replace torn bags as needed. For replacement parts, see diagrams and parts lists at page 6.



**BAGHOUSE DUST COLLECTOR DC50 - GENERAL PARTS LIST**

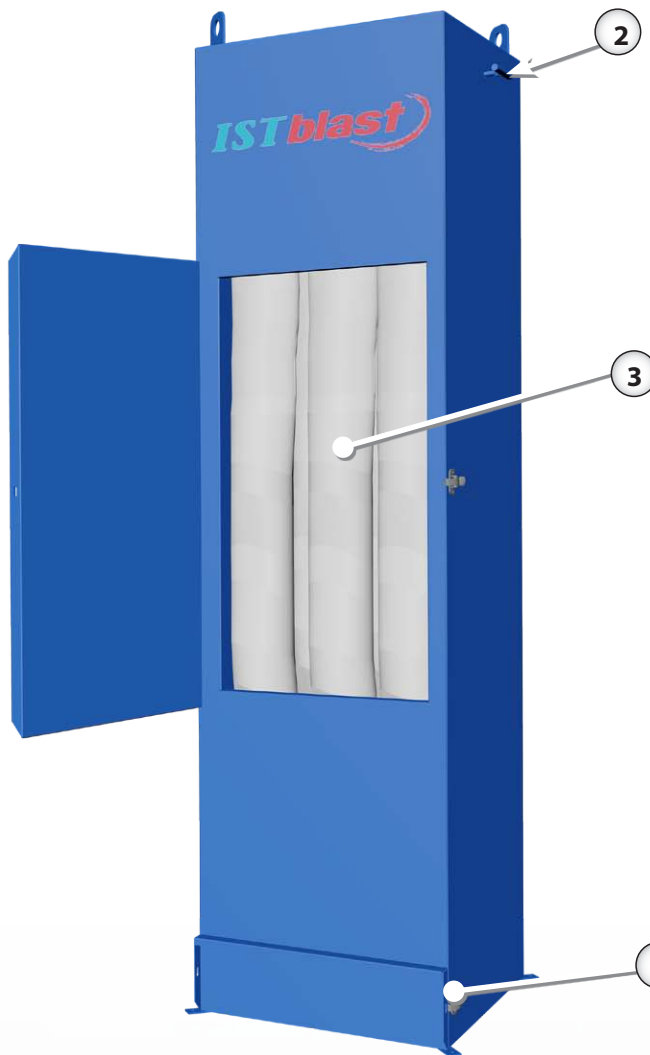


#	Part #	DESCRIPTION*
1	619006	ROLLER FOR BAGS RACK
2	601309	"S" HOOK
3	612427	LEVELING LEG
4	601316	DB6HP 56"LG X 5¼" Ø DUST BAG
5	610269	TOGGLE STEM

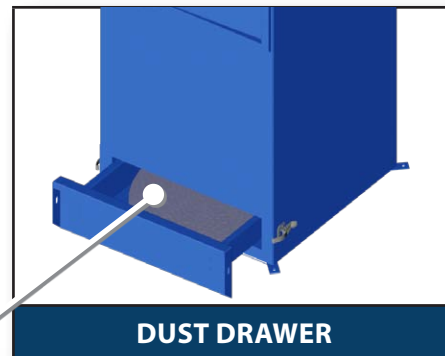
#	Part #	DESCRIPTION*
6	618321	TYPE "D" RUBBER SEAL (SOLD BY FOOT)
7	NPN	DUST DRAWER
8	NPN	ACCESS DOOR
9	NPN	MANUAL SHAKER HANDLE

*(All items are sold by the foot or individually)*

## MAINTENANCE DUST COLLECTOR



#	STOCK	DESCRIPTION
3	601316	DB-6 BAGHOUSE



**DUST DRAWER**

### **DAILY MAINTENANCE & OPERA-**

1. After each use, shake bags inside the dust collector.
2. Empty dust collector's bottom hopper regularly.

#### **WARNING**

**Never shake bags while the cabinet is running. Never wash bags, instead use compressed use compressed air, blowing from the outside to the inside of the bag, (the opposite would clog the bag's pores and make it unusable). Replace bags when the dust collector is unable to evacuate the dust cloud from the cabinet.**

### **EVERY 2,000 HOURS OF OPERATION**

3. Replace bags after every 2,000 hours of operation.

## ISTBLAST LIMITED WARRANTY

**ISTblast** warrants all equipment led in this manual which is manufactured by **ISTblast** and bearing its name, to be free from defects in material and workmanship on the date of sale by an authorized **ISTblast** distributor to the original purchaser for use. Notwithstanding any special, extended or limited warranty published by **ISTblast** will, for a period of TWELVE (12) months from the date of sale, repair or replace any part of the equipment determined by **ISTblast** to be defective. This warranty applies only when the equipment is installed, operated and maintained in accordance with **ISTblast**'s written recommendations.

This warranty does not cover, and **ISTblast** shall not be liable for general wear and tear, or any malfunction, damage or wear caused by faulty installation, misapplication, abrasion, corrosion, inadequate or improper maintenance, negligence, accident, tampering, or substitution of non-**ISTblast** component parts. Nor shall **ISTblast** be liable for malfunction, damage or wear caused by the incompatibility with **ISTblast** equipment with structures, accessories, equipment or materials not supplied by **ISTblast**, or the improper design, manufacture, installation, operation or maintenance of structures, accessories, equipment or materials not supplied by **ISTblast**.

This warranty is conditioned upon the prepaid return of the equipment claimed to be defective to an authorized **ISTblast** distributor for verification of the claimed defect. If the claimed defect is verified, **ISTblast** will repair or replace free of charge any defective parts. The equipment will be returned to the original purchaser, transportation prepaid. If the inspection of the equipment does not disclose any defect in material or workmanship, repairs will be made at a reasonable charge, which charges may include the costs of parts, labor, and transportation.

**THIS WARRANTY IS EXCLUSIVE, AND IS IN LIEU OF ANY OTHER WARRANTIES, EXPRESSED OR IMPLIED, INCLUDING BUT NOT LIMITED TO WARRANTY OF MERCHANTABILITY OR WARRANTY OF FITNESS FOR A PARTICULAR PURPOSE.**

**ISTblast**'s sole obligation and the buyer's sole remedy for any breach of warranty shall be as set forth above. The buyer agrees that no other remedy (including, but not limited to, incidental or consequential damages for lost profits, lost sales, injury to person or property, or any other incidental or consequential loss) shall be available. Any action for breach of warranty must be brought forward within one (1) year of the date of sale.

**ISTblast MAKES NO WARRANTY, AND DISCLAIMS ALL IMPLIED WARRANTIES OF MERCHANTABILITY AND FITNESS FOR A PARTICULAR PURPOSE, IN CONNECTION WITH ACCESSORIES, EQUIPMENT, MATERIALS OR COMPONENTS SOLD BUT NOT MANUFACTURED BY ISTblast.** These items sold, but not manufactured by **ISTblast** (such as electric motors, switches, hose, etc.), are subject to the warranty, if any, of their manufacturer. **ISTblast** will provide the purchaser with reasonable assistance in making any claim for breach of these warranties.

### **LIMITATION OF LIABILITY**

In no event will **ISTblast** be liable for indirect, incidental, special or consequential damages resulting from **ISTblast** supplying equipment hereunder, or the furnishing, performance, or use of any products or other goods sold hereto, whether due to a breach of contract, breach of warranty, the negligence of **ISTblast**, or otherwise.

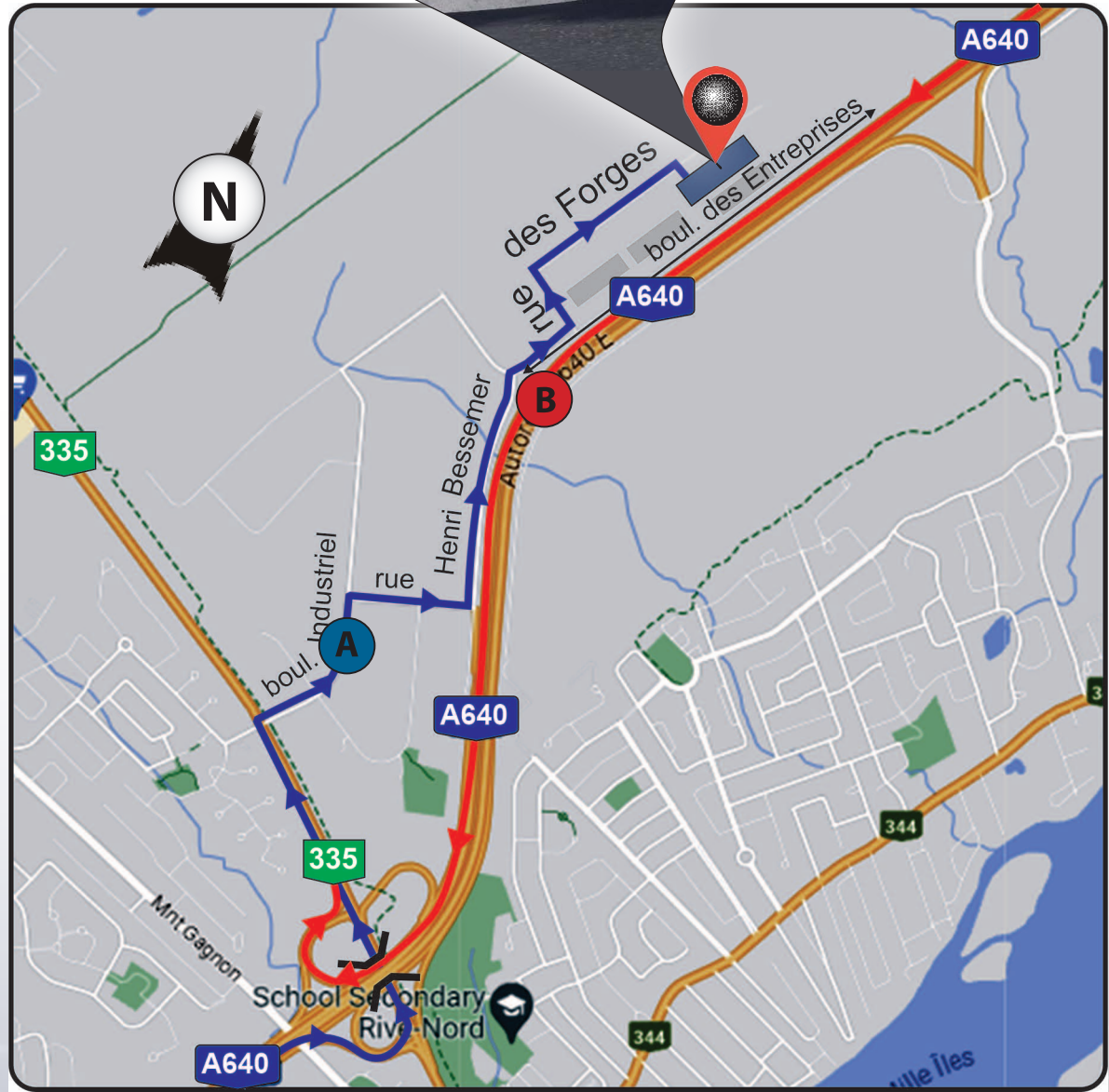
**Report all accidents or "near misses" which involve ISTblast products to:**  
- **Technical Assistance**

**The following items are not covered under the ISTblast warranty policy:**  
- **Parts or chassis replacement due to normal wears.**





**OUR MAP LOCATION**



**INFORMATION / TECHNICAL ASSISTANCE**

**ISTblast** is a registered trademark of:



For more information, pricing or technical support, contact your local IST distributor or call / fax to our Consumer Information numbers:

**TEL.: 1 877 629-8202 & 450 963-4400**

Or visit us at:  
**[istsurface.com](http://istsurface.com)**

## ABOUT THE COMPANY

### WHO WE ARE

IST is a leading manufacturer of equipment for the surface treatment industry and the solvent recycling industry. Our extensive line of equipment includes batch units and automated machines designed to achieve the highest manufacturing standards.

### MISSION

IST works tightly with their customers to transform industrial processes to improve their quality, productivity, and environmental footprint.

### OUR SERVICES

- Custom Design & Fabrication
- Installation & Startup
- Preventative Maintenance Program
- Private Labels
- Testing Lab
- 24/7 Technical Support5656

### INDUSTRIES WE SERVE

- Aerospace & Aviation
- Aluminium Smelters
- Automotive
- Construction & Civil Engineering
- Flexography (labelling) & Lithography
- Foundry & Forge
- General Manufacturing
- Military
- Power & Energy
- Rail & Mass Transit
- Shipyards
- Wood finishing

