



## INDEXING TURNTABLE



The indexing turntable is a powerful sandblasting system with a certain degree of automation. It is designed for high throughput processing of identical parts of relatively small sizes (up to approximately 30" height for cylinder-shape pieces or 15" for larger parts).

Each part is manually loaded on a satellite support by an operator or automatically by a robotic arm. An air-powered rotating table carries parts from one station to another, just like a carousel.

Parts travel through a sandblasting station where they are exposed to an abrasive media stream, then through a cleaning station where they are exposed to air blow jets. When leaving the system, the parts are ready to ship or coat.



### KEY FEATURES

#### Automated process



Entire process is controlled by PLC and interfaced with HMI touch screen.

#### Media reclaiming system



Delivered with a media cyclonic separator system.

An optional cascade separator fitted with a vibro-sieve offers more precise media separation.

#### Dust collector

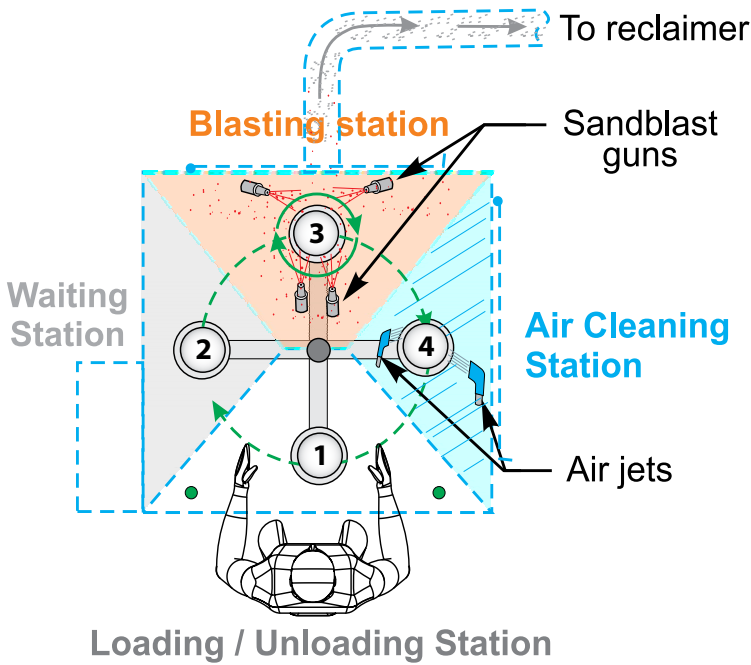


Standard bag-house dust collector able to capture 99.95% of foreign particulates down to 3  $\mu$ m in sizes.

Optional cartridge-type dust collector able to capture 99.9 % of foreign particulates down to 1  $\mu$ m in sizes.



**HOW IT WORKS**



**The system consists of four stations:**


1. The loading/unloading station allows the operator to remove treated parts and install untreated parts on a satellite support
2. The waiting station acts as a dust barrier between the operator and the sandblasting station
3. The sandblasting station is where the parts are exposed to an abrasive blast stream
4. The air cleaning station is equipped with dust off nozzles in order to remove any dust remains from parts before unloading.

**CUSTOM DESIGN AND FABRICATION**


Each system is tailored to the customer's application in order to accommodate parts of any sizes and complexity, and desired output.

- Can accommodate 1, 2, 3 satellites blast per station, or more according to the part size and complexity.
- Nozzles can be fixed, or moving on a vertical and/or horizontal axis depending on the parts dimension, complexity and areas that need coverage. Most of the time both interior and exterior surface of the parts can be blasted if required by the application.
- The overall process output is determined by the number of satellites per station, combined with the number of nozzles per satellite and the area to cover.
- Adding nozzles usually means a faster process or higher throughput, but also requires more compress air

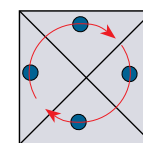
**Fixed nozzles**



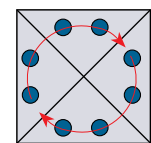
**Oscillating up/down nozzles**



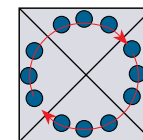
**Satellite configuration**



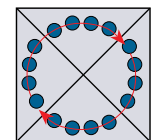
4-Satellite



8-Satellite



12-Satellite



Custom



## DUST COLLECTION SYSTEM

### BAG-HOUSE DUST COLLECTOR

Very efficient shaker dust collection system with very limited supervision and maintenance required. Nanofiber media is able to capture 99.95% of all particles down to 3 µm or larger. Filter media is cleaned by a pneumatic shaker activated by a push button on the side.

SPECIFICATIONS	DCM100	DCM160	DCM230
Filter Area (square feet)	100	160	230
Fan motor (hp/cfm)	1/600	2/900	3/1200
Weight (lb)	400	450	525
Overall dim's (DxW)	28" x 28"	32" x 32"	38" x 38"
Overall height (H)	103"	105"	112"
Door opening (WxH)	23" x 35"	23" x 35"	23" x 35"



### CARTRIDGE-TYPE DUST COLLECTOR

Offers exceptional filtration capacities and virtually maintenance free. Cartridge media can capture 99.9% of particles down to 1 µm or larger. Cartridges are cleaned by a pneumatic reverse pulse cleaning system activated automatically by the DCT1000 controller when differential of static pressures between the clean and the dirty side of filters exceeds a certain limit.

SPECIFICATIONS	DCM600	DCM900	DCM1200
Filter Area (square feet)	562	562	1 124
Fan motor (hp/cfm)	1/600	2/900	3/1200
Weight (lb)	900	915	1 100
Overall dim's (DxW)	42" x 41"	42" x 41"	55" x 37"
Overall height (H)	122"	122"	137"
Door opening (WxH)	23" x 37"	23" x 37"	42" x 40"





## PROCESS OUTPUT

The process output is determined by the customer. Simply tell us your process requirements, objectives, and desired output (parts/day), and we will recommend the proper system configuration, abrasive media, and compressor capacity required for your application. Most of the time, a sample part is required at our facilities so we can test it in order to define the standard process time using one nozzle. From there, we are able to scale up the system to meet your production objectives.

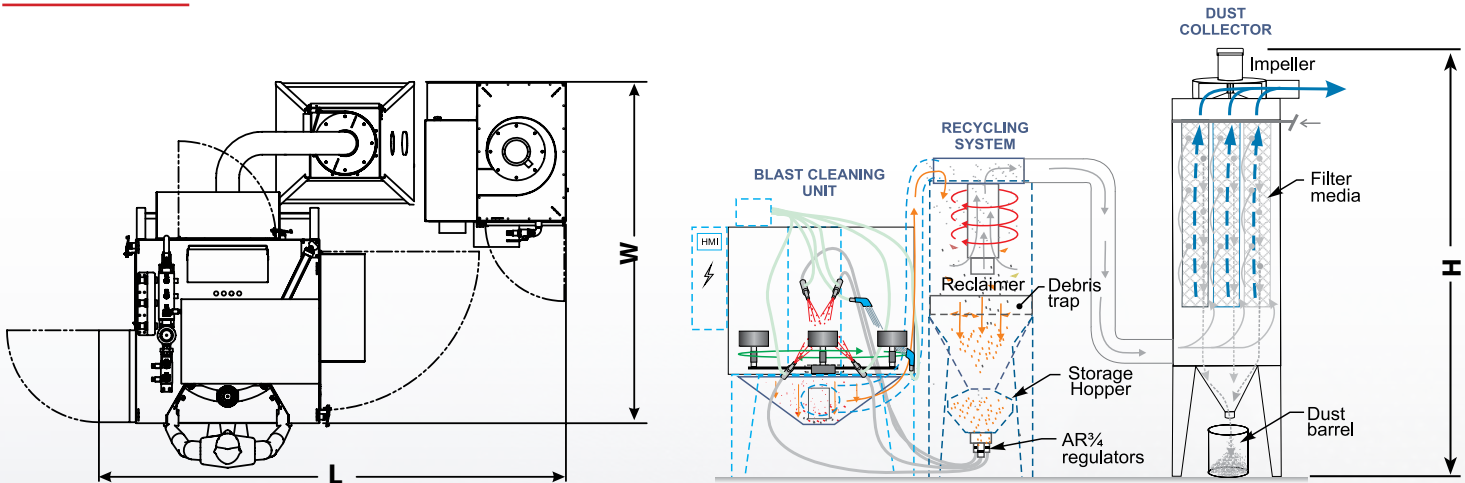
## AIR REQUIREMENT

An average of 40 cfm is required for each nozzle and 10 cfm is required for each blow-off station. For example, a system that has 2 satellites per station (so 2 air blow off stations) and 4 nozzles for each part (so a total of 8 nozzles to cover the 2 satellites) requires approximately 340 cfm. Each system is configured according to the desired output (parts/day) and to meet the customer's budget and process requirements.

## SATELLITE CAPACITY

Standard satellite capacity is 20 lb. Tailored capacities are available for heavier parts. Each satellite can accommodate 1 or multiple parts, depending on the part's size, complexity, and areas that need to be covered (100% vs partial coverage, interior and/or exterior, etc.).

## FLOOR PLAN



## SPECIFICATIONS

DESCRIPTION	IT4848	IT6060
Available Voltages	220 / 380 / 475 / 560 V	
Standard Dimensions <b>L</b> x <b>W</b> x <b>H</b> (with dust collector)*	162" x 119" x 137"	174" x 131" x 137"

\* Height is based on a DCM1200 which is the highest compatible with this system. Custom dimensions are available upon request.

